

# Chellaston Junior School

## Pupil Premium Report 2020-2021



This report is for the following years: Action Plan for 2020-21 an Evaluation of 2019-20



### School Details

School Name	Chellaston Junior School
School Website	cjs.derby.sch.uk
Head teacher's Name	Alex Smythe
Report Date	01/09/2020
URN	146500

### The Context of our School

Chellaston Junior School is a large sized Junior school in Chellaston on the outskirts of Derby. The school first opened in 1967. It has been extended a number of times over the years to the large school you see today. There are 507 children currently on roll. The school converted to an academy in April 2019 and is part of the Peak Multi Academy Trust. 73% of our children are of White British heritage. We have 5 Looked After/Post Care children. 93 children (18%) are entitled to Free School Meals. The percentage of boys in the school is 53.1% and the percentage of girls is 46.9%. We have 77 children on the SEND register (15.1%).

The table to the right shows the Y6 cohort for 2020

Key Stage 2								
CONTEXT	Chellaston Junior School (5203)		Local Authority - Derby			NCER National		
	Value	Cov.	Value	Gap	Cov.	Value	Gap	Cov.
Cohort	128	-	3,349	n/a	-	646,050	n/a	-
Gender (Boys)	57.0%	100.0%	51.6%	+5.4%	100.0%	51.1%	+5.9%	100.0%
SEN Support	6.3%	100.0%	16.6%	-10.3%	100.0%	13.7%	-7.4%	94.4%
EHCP/Statement	3.1%	100.0%	3.8%	-0.7%	100.0%	3.2%	-0.1%	94.4%
Ethnicity (BME)	21.1%	100.0%	32.7%	-11.6%	100.0%	23.4%	-2.3%	94.4%
Language (EAL)	4.7%	100.0%	26.9%	-22.2%	100.0%	19.4%	-14.7%	94.4%
Disadvantaged	21.9%	100.0%	37.6%	-15.7%	100.0%	29.3%	-7.4%	96.5%

Inclusion Leader	Kate Ballington
Pupil Premium Link Governor	Mrs J Burton
Date of last Pupil Premium Review	01/02/2020
Date of next Pupil Premium Strategy Review	01/02/2021
Date of when the website was last updated	01/03/2020
Is the Pupil Premium statement on the school website (Y/N)?	Y



## Pupil Numbers and Funding

No. of Eligible Pupils <small>(to match with the table which follows)</small>	2020-21			2019-20			2018-19		
	Number	% (of NOR)	Funding	Number	% (of NOR)	Funding	Number	% (of NOR)	Funding
	114	23%	£163,365	113	22%	£138,180	110	22%	£131,116

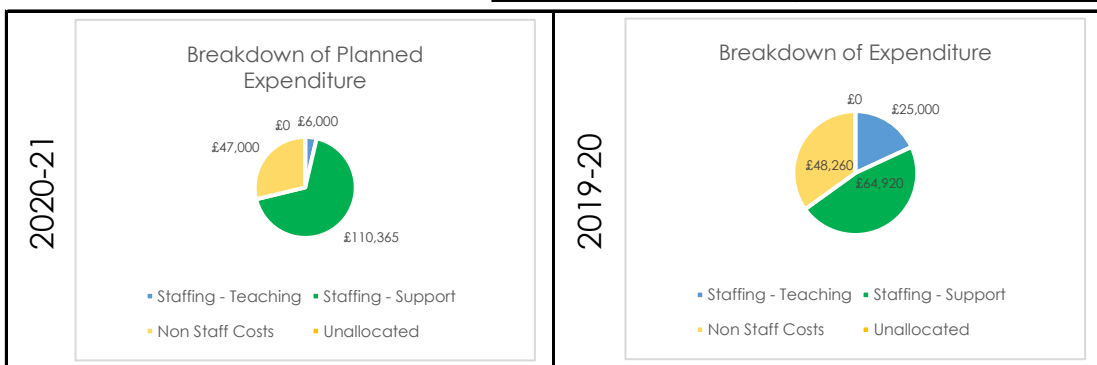
2019-20 PPG Numbers	FSM + Ever6	LAC (& post care)	Service Children	Total Disadvantaged	TOTAL NOR (no. in yr grp)	Disadvantaged %
Year 3	28			28	119	24%
Year 4	32			32	126	25%
Year 5	27			27	131	21%
Year 6	25	1		26	127	20%
<b>TOTAL</b>	<b>112</b>	<b>1</b>	<b>0</b>	<b>113</b>	<b>503</b>	<b>22%</b>

2020-21 PPG Numbers	FSM + Ever6	LAC (& post care)	Service Children	Total Disadvantaged	TOTAL NOR (no. in yr grp)	Disadvantaged %
Year 3	24	1		25	126	20%
Year 4	30	1		31	123	25%
Year 5	28	2		30	128	23%
Year 6	26	1	1	28	129	22%
<b>TOTAL</b>	<b>108</b>	<b>5</b>	<b>1</b>	<b>114</b>	<b>506</b>	<b>23%</b>

## Financial Summary

This table will populate once the Evaluation of 2020-21 and plans for 2019-20 have been completed

	2020-21	2019-20
Total Pupil Premium Allocation	£163,365	£138,180
Total Pupil Premium Planned Expenditure	£163,365	£138,180
Underspend / Overspend (overspend is -£)	£0	£0
Staffing - Teaching	£6,000	£25,000
Staffing - Support	£110,365	£64,920
Non Staff Costs	£47,000	£48,260
Unallocated	£0	£0





## Barriers to Learning

Type of Barrier (use only up to 9)		Internal External or Not Specified
1	Low income	external
2	Educational history of parents	external
3	Lack of books in the home/No wifi	external
4	Parenting skills (children often come in to school not having had breakfast)	external
5	Lack of ability to help with homework	external
6	Lack of enrichment of children's lives	external
7	Social deprivation leading to low self-esteem which impacts upon 1:1 individual support and small group work	external
8	Pupil's behaviour during lesson and lunchtime	internal
9	Attendance	external

### Overall Summary of Barriers to Learning

2020-21			2019-20		
9	Internal	1	9	Internal	1
	External	8		External	8
	Not Specific	0		Not Specific	0



# Pupil Achievement Results

As there were no national tests in 2020, the following is data from the previous two years.

KS2 (Y6) Attainment & Progress		Most recent National disadvantaged	2018-19		Difference	2017-18		Difference
			Disadvantaged	All Pupils		Disadvantaged	All Pupils	
Attainment Progress	Reading	-0.8	-1.4	-0.1	-1.30	0.9	0.8	0.10
	Writing	-0.8	-2.7	-1.1	-1.59	-0.4	-1.0	0.60
	Maths	-1.0	-1.1	-0.9	-0.15	-1.0	-0.6	-0.40
	Reading (EXS+)	58%	50%	78%	-28.0%	81%	88%	-7.0%
	Writing (EXS+)	63%	50%	79%	-29.0%	85%	84%	1.0%
	Maths (EXS+)	63%	42%	79%	-37.3%	81%	86%	-5.0%
	RWM combined (EXS+)	47%	25%	67%	-42.0%	67%	79%	-12.0%

## Pupil Achievement Data Commentary

Comment on the progress and achievement of disadvantaged pupils and how the gap is closing

Y6 2019-20 Progress	Reading	The progress of all pupils in reading was below zero and was even lower for disadvantaged pupils (specifically FSM pupils). This is a reverse of the trend from 2017-18 and must be improved for 2019-20. FSM pupils also made less progress than all pupils - which indicates that the gap is growing.	
	Writing	Progress for FSM pupils in 2019 was significantly below the national progress figure for FSM pupils. FSM pupils also made less progress than all pupils - which indicates that the gap is growing.	
	Maths	The progress of FSM in maths was much closer, but still below, that of all pupils and FSM pupils nationally. This gap has not grown as much as for reading and writing. The gap in maths is actually less than in 2017-18.	
Y6 2019-20 Achievement	Reading	Standards of attainment in reading for FSM pupils are significantly below the national figure for FSM pupils. The figures are lower than 2017-18 and the gap between FSM pupils and all pupils has grown	
	Writing	Standards of attainment in reading for FSM pupils are significantly below the national figure for FSM pupils. The figures are lower than 2017-18 and the gap between FSM pupils and all pupils has grown	
	Maths	Standards of attainment in reading for FSM pupils are significantly below the national figure for FSM pupils. The figures are lower than 2017-18 and the gap between FSM pupils and all pupils has grown	
	Combined	The percentage of FSM pupils achieving combined RWM was significantly below national and the gap has grown since 2017-18	



# Chellaston Junior School Pupil Premium Evaluation

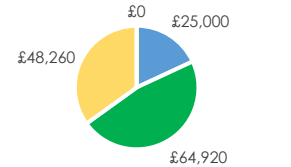
Evaluation of  
2019-20



## Financial Summary (Deprivation Pupil Premium)

Barriers to Learning		Total Funding Allocation	£138,180
External	1	Total Planned Expenditure	£138,180
Internal	8	Underspend/Overspend	£0
Not Specified	0		

Breakdown of Expenditure



Spending Totals from the Action Plan

Staffing - Teaching	£25,000
Staffing - Support	£64,920
Non Staffing Costs	£48,260
Unallocated	

■ Staffing - Teaching 
 ■ Staffing - Support  
■ Non Staff Costs 
 ■ Unallocated

## Evaluated Action Plan for Evaluation of 2019-20

Identified Barrier to learning	Internal or External	How we intended to overcome the barrier	Evaluation - To what extent were we successful?	Lead Person	Expenditure (budget)	Budget Category
Low income	external	Provide school uniform; school dinners; water bottles and stationery;. contribution to school trips; fund breakfast club, afterschool activities	All PP children were dressed smartly in school uniform; All PP children to be offered free school meals to ensure they are well fed and ready for learning. All PP children attending school trips; All PP children attended a range of after school activities to ensure inclusion for all	KB Admin staff/ JDR	£14,420	Non Staffing Costs
Educational history of parents	external	Educational support in the form of parent workshops. Social/Emotional support from JDR/TAs during afternoon intervention groups	Intervention support was provided for all PP children (we were not able to measure the impact of this due to Covid 19 but the aim was to ensure that progress is at the same rate as non PP children). We intended to ensure increased self esteem through nurturing activities provided by TAs during afternoons - this happened. <b>Observations of interventions and support groups did not happen and would need to take place in the coming year.</b>	KB/JDR	£24,920	Staffing - Support
Lack of books in the home/No wifi	external	Teacher/TA to support reading; provide opportunities for ICTbased homework to be completed in school	100% of PP children read regularly to an adult in school where support was not given at home. 100% of PP children were given access to ICT based learning in school, where this isn't achieved at home. <b>We could not measure the impact because there were no end of year assessments due to Covid 19</b>	KB	£8,000	Staffing - Teaching
Parenting skills (children often come in to school not having had breakfast)	external	Breakfast Club provision paid for	Children's social, emotional and behavioural skills improved through Breakfast club; we offered Breakfast club to support families where lateness was a concern .	KB/KD	£5,000	Non Staffing Costs
Lack of ability to help with homework	external	Provide class/YG support for PP children who fail to do homework tasks	100% of PP children were offered support to complete homework tasks in school. 100% of PP/LAC were offered Booster classes at Year 6 (this happened during the spring term 2020)	KB/SB	£5,000	Staffing - Teaching
Lack of enrichment of children's lives	external	Access to a wide range of activities	Swimming and Music lessons were provided for all children, including PP (we aimed for at least 75% of PP children will be able to swim 25m with a recognised stroke, but could not measure this due to lockdown and the Covid 19 situation)	KB JG/BMc	£24,320	Non Staffing Costs
Lack of enrichment of children's lives	external	Access to a wide range of activities	At least 80% of PP pupils had access to an extra curricular opportunity during the year	KB	£2,260	Non Staffing Costs

## Evaluated Action Plan for Evaluation of 2019-20

Identified Barrier to learning	Internal or External	How we intended to overcome the barrier	Evaluation - To what extent were we successful?	Lead Person	Expenditure (budget)	Budget Category
Lack of enrichment of children's lives	external	Access to a wide range of activities	We aimed for 100% of PPG pupils to attend at least 1 DCCT sport activity throughout the year but this was not achieved due to lockdown.	KB	£2,260	Non Staffing Costs
Social deprivation leading to low self-esteem which impacts upon 1:1 individual support and small group work	external	Nurturing groups provided by TAs in an afternoon - small group work	100% of PP children received interventions in class. Identified PP children with low self esteem were referred to JDR/CH and placed in an afternoon support group; the impact of this was cut short by Covid 19	KB/JDR/CH	£20,000	Staffing - Support
Pupil's behaviour during lesson and lunchtime	internal	Monitor pupil behaviour through Integris and offer support to those PP children who are regularly attend Indoor room/detention	The % of PP children in the Indoor Room/Detention fell to 16%	KB/JS	£20,000	Staffing - Support
Attendance	external	Track attendance of PP children with EWO and work with parents to increase attendance of PP children	We aimed for the attendance % for PPG pupils to increase to 95% but we could not measure this due to Covid 19	KB/JS	£12,000	Staffing - Teaching

**£138,180**



# Chellaston Junior School Pupil Premium Action Plan

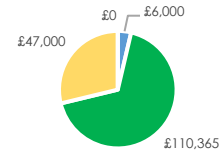
Plan for  
2020-21



## Financial Summary (Deprivation Pupil Premium)

Barriers to Learning			
External	8	Total Funding Allocation	£163,365
Internal	1	Total Planned Expenditure	£163,365
Not Specified	0	Planned Underspend/Overspend	£0

Breakdown of Planned Expenditure



Spending Totals from the Action Plan

Staffing - Teaching	£6,000
Staffing - Support	£110,365
Non Staffing Costs	£47,000
Unallocated	

■ Staffing - Teaching ■ Staffing - Support  
■ Non Staff Costs ■ Unallocated

## Action Plan for 2020-21

Identified Barrier to learning	Internal or External	How we intend to overcome the barrier	What will success look like?	Lead Person and staff involved	Expenditure (budget)	Budget Category	
Low income	external	Provide school uniform; school dinners; contribution to school trips; fund breakfast club, afterschool activities	100% of PP children dressed smartly in school uniform; 100% of PP children to be offered free school meals to ensure they are well fed and ready for learning. PP children attending school trips; PP children attending a range of after school activities to ensure inclusion for all	KB Admin staff/ JDR	£12,800	Non Staffing Costs	Coded (4270) £5250 Uniform £5250 Trips £2300 residential
Educational history of parents	external	Educational support for parents where we can provide the service. Social/Emotional support from JDR/TAs during afternoon intervention groups	Intervention support for all PP children to ensure progress is at the same rate as non PP children. Increased self esteem through nurturing activities provided by TAs. Observations of interventions and support groups	KB /KP	£18,034	Staffing - Support	Coded (3231) £6077 GJ £5544 ST £6,419 RL
Lack of books in the home/No wifi	external	Teacher/TA to support reading; provide opportunities for ICT based homework to be completed in school	100% of PP children will read regularly to an adult if support is not given at home. 100% of PP children will have access to ICT based learning if this isn't achieved at home. <b>Target % of PP children achieve EXS or GDS for Reading in Summer 2020</b>	KB/SB	£5,000	Staffing - Support	Coded (4201) £5000 Books
Parenting skills (children often come in to school not having had breakfast)	external	Breakfast Club provision paid for	Children's social, emotional and behavioural skills to improve through Breakfast club. Offer Breakfast club to support families where lateness is a concern .	KB/KD//J G/BMc	£27,918	Staffing - Support	Coded (3211) KD £22918 Coded (4270) £5000 pupil support
Lack of ability to help with homework	external	Provide class/YG support for PP children who fail to do homework tasks	100% of PP children offered support to complete homework tasks in school. 100% of PP/LAC offered Booster classes at Year 6	KB	£10,299	Staffing - Support	Coded (3231) £10000 from other Tas
Lack of enrichment of children's lives	external	Access to a wide range of activities	Swimming and Music lessons provided for all children, including PP (at least 75% of PP children will be able to swim 25m with a recognised stroke)	KB/BMc/ CB	£5,000	Non Staffing Costs	Coded (4281) Ed Workshops £5000
Lack of enrichment of children's lives	external	Access to a wide range of activities	A range of extra curricular activities offered and funded for PP children (at least 80% of PP pupils access an extra curricular opportunity during the year)	KB/JG/B Mc	£14,200	Non Staffing Costs	Coded (4270) £14,200 Pupil Support
Lack of enrichment of children's lives	external	Access to a wide range of activities	DCCT sport activities opportunities for PP children. 100% of PP will attend at least 1 DCCT sport activity throughout the year.	KB/JG	£5,000	Non Staffing Costs	Coded (4281) Ed Workshops £2000 Coded (4270) £3,000 Pupil Support

## Action Plan for 2020-21

Identified Barrier to learning	Internal or External	How we intend to overcome the barrier	What will success look like?	Lead Person and staff involved	Expenditure (budget)	Budget Category	
Social deprivation leading to low self-esteem which impacts upon 1:1 individual support and small group work	external	Nurturing groups provided by TAs	100% of PP children will receive interventions in class. Identified PP children with low self esteem will be referred to JDR/CH and be put in a support group Development of Sensory Room	KB/JDR/CH	£49,114	Staffing - Support	Coded (3231) £6077 GJ £5544 ST £6,419 RL (3211) JDR£31080
Social deprivation leading to low self-esteem which impacts upon 1:1 individual support and small group work	external	Development of Sensory Room	All PPG pupils to be provided with access to the new Sensory Room (which will be developed during the year and will extend outside)	KB/JDR/CH	£10,000	Non Staffing Costs	Coded (4210) Educational Equipment £10,000
Pupil's behaviour during lesson and lunchtime	internal	Monitor pupil behaviour through Integris and offer support to those PP children who are regularly attend Indoor room/detention	% of PP children in the Indoor Room/Detention to fall to 18%	KB/JS	£3,000	Staffing - Teaching	Coded (3001) Teachers KBa - Inclusion (£3000)
Attendance	external	Track attendance of PP children with EWO and work with parents to increase attendance of PP children	Attendance % to increase to 95 %	KB/JS?JDR	£3,000	Staffing - Teaching	Coded (3001) Teachers JS - Inclusion (£3000)

**£163,365**