

Chellaston Junior School (URN: 112977)

This school became an academy on 31 March 2019.

Go to [Chellaston Junior School](#) for the new record.

Key stage 2

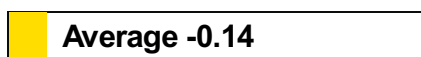
This is revised data for 2018/19.

Progress in reading, writing and maths

Reading

Number of pupils = 127

Pupils with adjusted scores = 1



Confidence interval
-1.2 to 0.9

Writing

Number of pupils = 127

Pupils with adjusted scores = 0

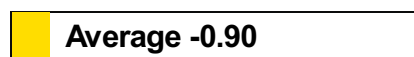


Confidence interval
-2.1 to -0.1

Maths

Number of pupils = 127

Pupils with adjusted scores = 0

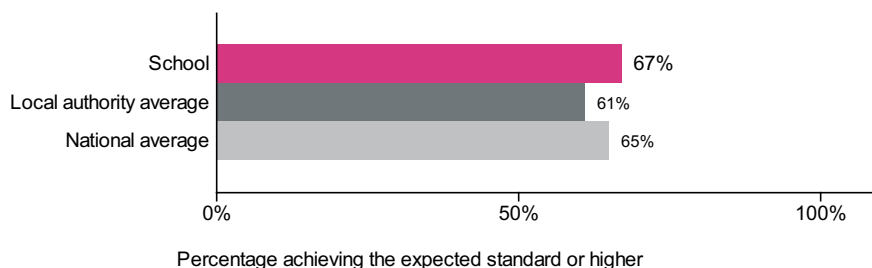


Confidence interval
-1.8 to 0.0

Reading, writing and maths combined

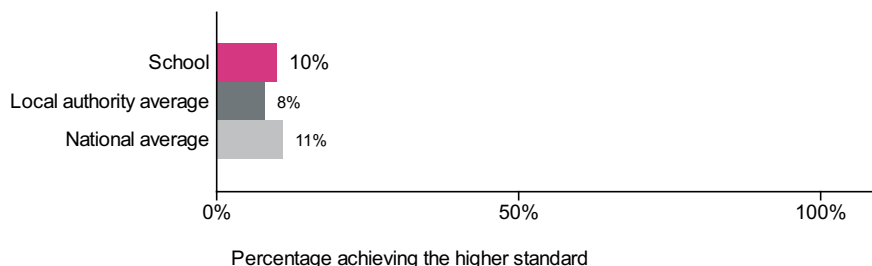
Percentage of pupils achieving the expected standard or higher

Number of pupils = 128



Percentage of pupils achieving the higher standard

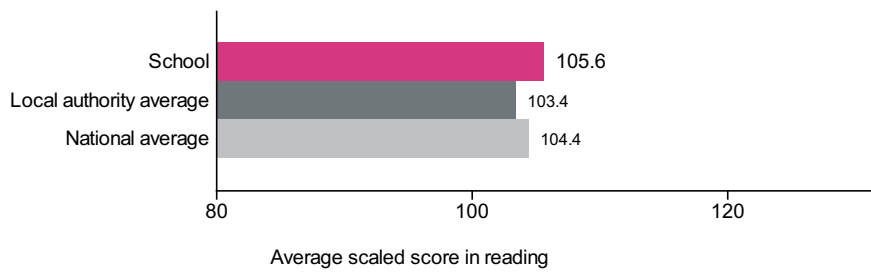
Number of pupils = 128



Average scaled score in:

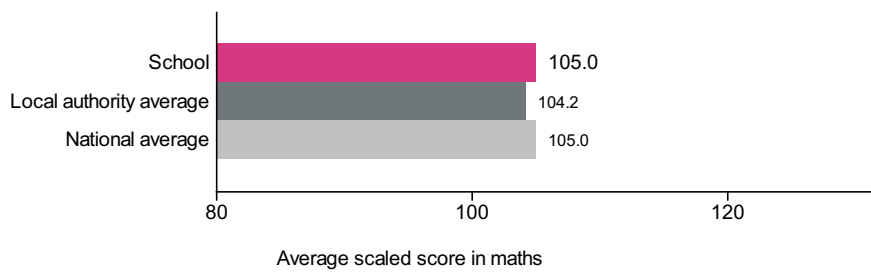
Reading

Number of pupils = 128



Maths

Number of pupils = 128



Junior schools

We know from national data that pupils at junior schools, on average, have higher attainment scores at the end of key stage 2 than pupils at all other primary schools. However, on average, they also have lower progress scores. This may be for a variety of reasons and should be taken into account when comparing their results to schools which start educating their pupils from the beginning of key stage 1.