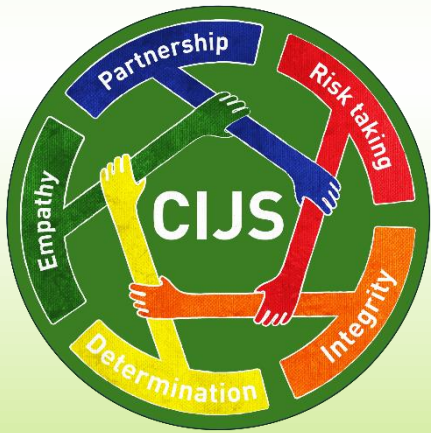


Welcome to Chellaston Junior School

Year 2 - 3 Presentation

June 2025



www.cjs.derby.sch.uk



School Organisation

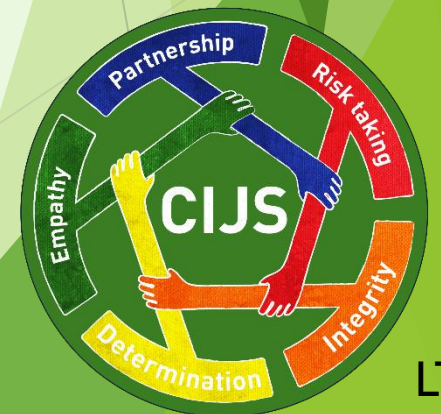


Our Key Stage 2 site is organised into 14 classes (3 classes in Year 3 and 4 and 4 classes in Years 5 and 6).

All pupils in the school will be taught by other members of teaching staff during their class teacher's Preparation, Planning and Assessment (PPA) time.

Our leadership team consists of:

- Head Teacher – Mrs Turner-Rowe
- Deputy Head Teacher – Mrs Leyland
- Assistant Head teacher – (Early Years) Mrs Dudley
- Assistant Head teacher (Lower KS2) - Miss Ballington
- Assistant Head teacher (Upper KS2) – Mr Gross
- Assistant Head teacher (Assessment) – Miss Bell



Promoting Positive Behaviour and Celebrating Achievements.



Our behaviour policy aims to be preventative rather than reactive. We aim to build effective relationships with children, based on mutual respect and a shared understanding of our three school rules: **Kind, Ready, Safe**.

Through delivering a well-planned, highly engaging curriculum, we aim to provide ample opportunity to explore and develop social skills, problem-solving skills and resilience.

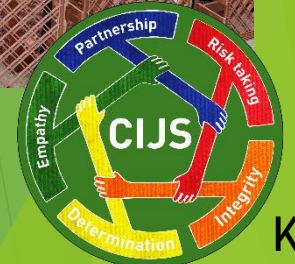




Our OPAL approach has been embedded for over two years with many successes.

We recognise that play should be freely chosen and self-directed by the child and we work to ensure every child is able to access and engage with a wide range of play opportunities.

This year we have been pleased to see the addition of Forest Schools to our curriculum. Classes throughout the school will be timetabled for these enriched, outdoor learning activities.



Home-School Communication

Please ensure we always have your up-to-date contact details.

Class Dojo – this will give you class specific information, celebrations, event reminders

Class E-mail – letters and two-way communication which you may need to refer back to.

Newsletter – upcoming events, news, notices, general information.

Informal Chat on the Playground – Class teachers are available at the end of the day (once the class has been dismissed).

Meeting with Class Teacher – If you would like to make an appointment to see the class teacher, please contact the School Office – 01332 701460

admin@cjs.derby.sch.uk



Parent Meetings

Children will be continually assessed by the class teacher throughout the year.

Children will have formal assessments in each term.

Parents will be informed of their child's progress during parent meetings in the Autumn and Spring term.

You will receive a written report in the Summer term.



Homework

Children are required to complete homework tasks each week:

- Reading (at least 4 times per week and recorded in the child's reading record)
- Y3/4 Spellings (these can be found in the Reading Record)
- Times Tables Rock Stars (TTRS)

Your child may want to complete **optional** pieces of homework based on something they have enjoyed at home, or a creative homework task set by the year group each half term.

The children very much enjoy sharing these with the rest of their class.



Key Adults at CJS



Mrs Holmes is our SENDCo. She works with class teachers to provide additional support for children with Special Educational Needs.

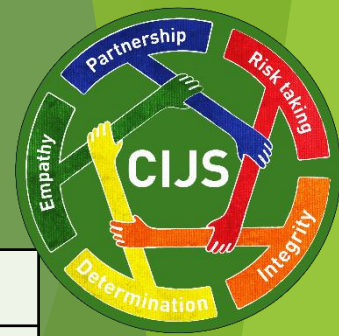


Mrs Deane-Robson is our Learning Mentor. She will help the children settle into CJS. If children have any problems, they can talk to her. She will be more than happy to talk through any concerns or worries you may have too.

Mrs Daintith is our Welfare Assistant. She looks after the children when they are poorly and administers medication when needed. Along with Mrs Baker, Mrs Daintith is also ELSA (Emotional Literacy Support Assistant) trained so may provide emotional support to individual/groups of children.

Uniform

We consider high standards of dress to be very important at CJS



Basic items of clothing:	Colour:
Jumper or Cardigan	Bottle Green with logo
Polo shirt with/without school logo	White
Plain shirt or blouse	White
Plain school trousers or shorts	Dark Grey or black
Plain pinafore dress, or plain skirt	Dark grey or black
School-type summer dress	Green and white (Gingham)
Anyone wearing a dress or skirt may wear a pair of shorts (cycling/lycra) to maintain modesty when playing (we do lots of play upside down!)	
Shoes	Only black sensible school shoes
Wellingtons	Any colour – they will be kept in school
Socks/tights	<ul style="list-style-type: none"> • Plain socks in grey or black • Tights in grey, black, or dark green

PE Uniform

Every child will be given a CJS PE bag for their kits. The bags will be kept in school and children will change for PE.



Technical t-shirt with school logo



Plain black shorts or joggers



Trainers (ideally plain black)



White socks



Optional black fleece with school logo



Pupil Premium

School receives funding to boost the attainment of pupils from low-income families. This funding is based on children who have

- registered for a free school meal at any point in the last 6 years
- been in care for more than 6 months
- parents who are currently serving in the armed forces

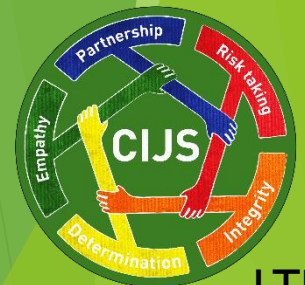
Pupil Premium funding can help your child with

- ▶ Intervention groups
- ▶ Uniform and PE kit
- ▶ School trips

Further information can be found on the school website

<https://www.cjs.derby.sch.uk/key-information/pupil-premium/>

or you can see a member of staff in the Office.



School Food

The cost of a **school lunch** will likely be £2.95 (to be confirmed by governors) from September. Payments should be made in advance using your ParentPay account for a week, month, half term or term. We do not take cash payments.

Children may bring a **packed lunch** which should be stored in a suitable container.

We encourage children to bring fresh/dried fruit or vegetables such as grapes and carrots to eat at morning break times. We do not allow sweets, crisps, biscuits or fruit filled cereal bars.

Parents are asked not to send in any foods containing nuts as we have a number of children in school with severe nut allergies.

We expect children to bring in their own **drinking water**, in a suitable drinks bottle which they have access to in lessons. throughout the day.



The School Day

8:35 – 8:50 School gates are open for children to arrive and walk to their classrooms. Anybody arriving after this time will need to enter school through Reception.

Morning break

12 – 1pm lunchtime

3:20 is the end of the school day

(class teachers will dismiss from doors or bring onto the playground depending upon the class position).



Transition Days



Day	Programme of events
Monday 30 June	At current infant school. Year 2 preparation activities for visit to CJS
Tuesday 1 July	Day 1 - visit to Chellaston Junior School Parents bring children to classrooms 8.50 - 8.55 At home time, collect from the playground
Wednesday 2 July	Day 2 - visit to Chellaston Junior School Parents bring children to classrooms 8.35 - 8.50 At home time, collect from the playground
Thursday 3 July	Day 3 - visit to Chellaston Junior School Parents drop children at the gate Open classroom 3.20-4.20 for you to come and see what the children have been doing and meet your child's class teacher.
Friday 4 July	At the infant school - follow-up activities

During this time, the children will get to know their class teacher, learn our CJS routines and do some creative work for their new topic in September – 'Myths and Gods'

Please complete the admissions form and hand it in before you leave today. We will need to look at the documents you have brought with you (birth certificate or passport and proof of address) and sign to say we have seen them.



CHELLASTON JUNIOR SCHOOL Pupil Admission Form



Student Details

First Name

Note: Full given name, not shortened or familiar versions

Surname

Note: full legal surname

Middle Name(s)

Note: in full, not shortened or familiar versions

Preferred First Name

Note: preferred first name of this child to be used in school

Preferred Surname

Note: Preferred surname of this child to be used in school

Date of Birth

DD/MM/YYYY

Gender

Ethnicity

Nationality



Inspire Nurture Flourish

Chellaston Junior School
 Maple Drive
 Chellaston
 Derby
 DE73 6PZ
 Telephone 01332 701460

Pupil dietary/food allergy/intolerance request form

This form is for parents/carers to complete if your child has a special dietary requirement. Information provided will be used to inform the school (kitchen staff, office staff) when providing meals and other food for your child.

Please return this form to the school office

Name of child	Date of birth
Name of Parent(s) / Carer(s)	
Special dietary/medical requirement	
Please provide as much detail as possible <i>Eg specific diagnosed intolerances, religious reasons, vegetarian</i>	

If you need to share information about medical conditions or dietary needs, please take a form to complete and return it to us before the summer holidays.



Basic Care Plan / Instruction to Administer Medication

Please complete all shaded boxes on this form

To: Head Teacher of

Name of School	Chellaston Junior School
----------------	---------------------------------

Name of Child	Class

My Child has been diagnosed as having (condition)	
---	--

(S)he has been considered fit for school but requires the following prescribed/non-prescribed medicine to be administered during school hours:	Name of Prescribed Medication	Name of Non-Prescribed Medication

I give permission for the medication to be administered (indicate yes in the appropriate <u>box</u> ...)	by an adult only	Either by the child themselves or by an adult

Administration details	Dosage (how much)	At (times)	Starting from (date)	Until (date) leave blank if there is no defined end date
	Mouth	Ear	Nose	Other (please specify)